


Cavalok Building Products


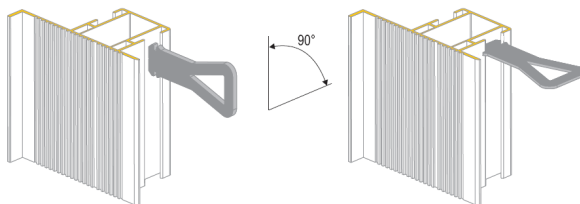


4 Quick Steps To Frame Making



Step 1

Cutting Profile

- Cut Cill and Jambs to structural opening sizes



Step 2

Fit Corners

- Push fit corners into end of profile.
- Use corners to connect cill and jambs to create a U shaped frame.
- Use screws to secure corners

Step 3

Brace frame

- Screw Brace Boots to Jambs
- Cut brace bar 5mm shorter than cill dimension.
- Insert brace bar into boots and screw fix.

Step 4

Brick Ties

- Insert Brick Ties to secure frame within brick and block work mortar joints. We recommend 1 either side every 300mm
- Only use on Jambs.

Cavalok Building Products

Phone: 0870 120 3003
Fax: 0870 121 3003
Email: info@cavalok.com